


American Energy Systems Inc. Installation Bulletin


Wood Pellet Firepot

Product models covered: Magnum Baby Countryside and Magnum Winchester models.

Topic: Installation of Wood Pellet Firepot




Corn Firepot




Wood Pellet Firepot

Firepot Procedure: Remove the corn firepot from the stove. Clean area on top of and inside cradle. Install the wood pellet firepot, making sure it is sitting level in the cradle and is not caught on the igniter.



Corn Firepot Installed



No Firepot Installed



Wood Pellet Firepot Installed

NOTE: The control board's Tri-mode Chip (TMC) might have to be changed depending on feed rate desired. Contact your Magnum service provider to have this done. You can also go online to www.magnumheat.com and download Technical Bulletin # T-0009 for instruction on this process.